




In order to match tractor driving courses to individual needs, a very flexible tailored approach has been adopted by **Lantra Awards**. In the past; the type of work environment, and the type of tractor, (compact or agricultural) complicated the issue, and created problems for instructors, providers and clients.

The work environment in which the machine is to be used will be stipulated on the candidates certificate as indicated by the instructor on the operator assessment form. The options for the work environment are:

- · Agriculture
- · Amenity
- · Forestry
- · Horticulture
- · Industrial



The certificate will read, e.g.
Tractor driving- Amenity.

Max. Number of Candidates per course is 4, but we are able to offer shorter courses if there are only 2 candidates, which makes a lot of difference to the availability of courses.

The course can be run for novice or experienced candidates



The new Lantra Awards courses are now offered in a modular approach; with 3 sections being mandatory, and 4 selected options as follows:

Mandatory Units

- Preparation and Maintenance
- Safe Procedures and Observation
- Safe Driving and Handling of Tractor

Optional Units

- Hitching/Manoeuvring with **Trailer** * Implements
- Hitching/Manoeuvring with **Mounted** * Implements
- Fitting and Operation of PTO's
- Basic Use of Tractor Mounted Loader



Please Note:* **Either Trailer or Mounted** implements must be included as part of the basic course, so the minimum you can book is mandatory +1. You can then choose to add any of the remaining 3 if you wish.



I know we said it was simpler!!!

Do you need courses for novice or experienced?

How many to train?

Only one person?
This is infill price per course.

How many units covered?

This will be length of course and price

CANDIDATE	UNITS COVERED	MAX NUMBERS	TRACTORS	DURATION	£ PER COURSE	£ PP PER COURSE
NOVICE	1	4	2	2 DAYS	£1,190	N/A
NOVICE	1	2	1	1DAY	£595	£297.50
NOVICE	2	4	2	3 DAYS	£1,785	N/A
NOVICE	2	2	1	2 DAYS	£1,190	£595
NOVICE	3	4	2	4 DAYS	£2,380	N/A
NOVICE	3	2	1	3 DAYS	£1,785	£892.50
NOVICE	4	4	2	5 DAYS	£2,975	N/A
NOVICE	4	2	1	4 DAYS	£2,380	£1,190
EXPERIENCED	1	4	2	1 DAY	£595	£297.50
EXPERIENCED	2	4	2	2 DAYS	£1,190	N/A
EXPERIENCED	2	2	1	1 DAY	£595	£297.50
EXPERIENCED	3	4	2	3 DAYS	£1,785	N/A
EXPERIENCED	3	2	1	2 DAYS	£1,190	£595
EXPERIENCED	4	4	2	4 DAYS	£2,380	N/A
EXPERIENCED	4	2	2	3 DAYS	£1,785	£892.50



TRACTOR FRONT END LOADER AND USE OF PALLET FORKS
 This is designed for experienced /holders of Tractor Driving Certificate.
 It covers the attachments of tools to the front end loader, similar to the optional unit, but half the day is devoted to the use of pallet forks for loading.
1 DAY, MAXIMUM 4 PEOPLE.
£595 PER COURSE. £175 PER PERSON INFILL PRICE

NEW LANTRA AWARDS COURSE
TRACTOR- SIDE ARM MOUNTED VERGE/HEDGE CUTTER/TRIMMER
 This is designed for experienced / holders of Tractor Driving Certificate.
 It covers the USE of a Side Arm Mounted Verge/ Hedgecutter / Trimmer.
1 DAY, MAXIMUM 4 PEOPLE.
£595 PER COURSE. £175 PER PERSON INFILL PRICE



TRACTOR DRIVING QUERY

PLEASE FILL IN GREY AREAS, AND WE WILL BE ABLE TO TAILOR THE COURSE TO YOUR NEEDS.



NAME

ADDRESS

TEL

E MAIL

WORK ENVIRONMENT

CHOOSE FROM:

- AGRICULTURAL
- HORTICULTURAL
- AMENITY
- FORESTRY
- INDUSTRIAL



IF UNSURE, DESCRIBE TYPE OF WORK

TRAINEES

NUMBER?

NOVICE OR EXPERIENCED


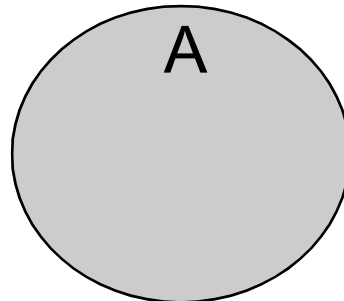
ESTIMATE NUMBERS

NOVICE OR EXPERIENCED?

YOU MUST NOW CHOOSE ONE OF THE FOLLOWING OPTIONS– WHICH IS MOST IMPORTANT IN TERMS OF IMPLEMENTS YOU USE?

- TRAILED IMPLEMENTS
- MOUNTED IMPLEMENTS

**DON'T WORRY IF YOU WANT BOTH
- THAT COMES LATER-
FOR NOW JUST CHOOSE ONE!**



NOW– THE COURSE WILL COVER:

- PREPARATION AND MAINTENANCE
- SAFE PROCEDURES AND OBSERVATION
- SAFE DRIVING AND HANDLING OF TRACTOR

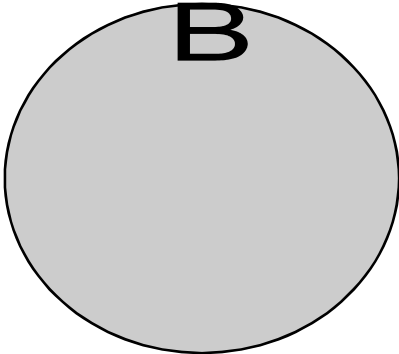
PLUS WHATS IN BOX A – TRAILED OR MOUNTED.

DO YOU WANT ANY OTHER OPTIONS?

- TRAILED?
- MOUNTED?

IF YOU PUT TRAILED IN BOX A,
YOU CAN ADD MOUNTED HERE

- PTO DRIVEN
- FORE END LOADER



THE TOTAL OPTIONAL UNITS IS THE SUM OF A +B,
SO WE WILL USE THIS FIRST ON THE GRID
TO DETERMINE THE LENGTH OF THE COURSE



REFER TO THE GRID TO GIVE YOU
SOME IDEA OF COURSE,
BUT SEND THIS SHEET
BACK TO US AND WE
WILL OUTLINE OPTIONS FOR YOU!!

FAX TO 01443 670267
POST TO
STB, CAERLAN FARM,
TONYPANDY CF40 1SN

SOME MORE INFO TO HELP US:-

TRACTOR TYPE -
COULD BE:

- AGRICULTURAL
- COMPACT

WHAT TYPE? GIVE US MAKE AND MODEL IF UN-
SURE.

VENUE – WOULD YOU
LIKE TRAINING AT
YOUR SITE, OR AT
OURS?

IF AT YOURS – WE WILL
NEED A POSTCODE OF
THE SITE / AREA FOR
INSURANCE AND RISK
ASSESSMENT
PURPOSES.

VENUE ADDRESS AND POSTCODE ?

1 OR 2 TRACTORS AVAILABLE?

